


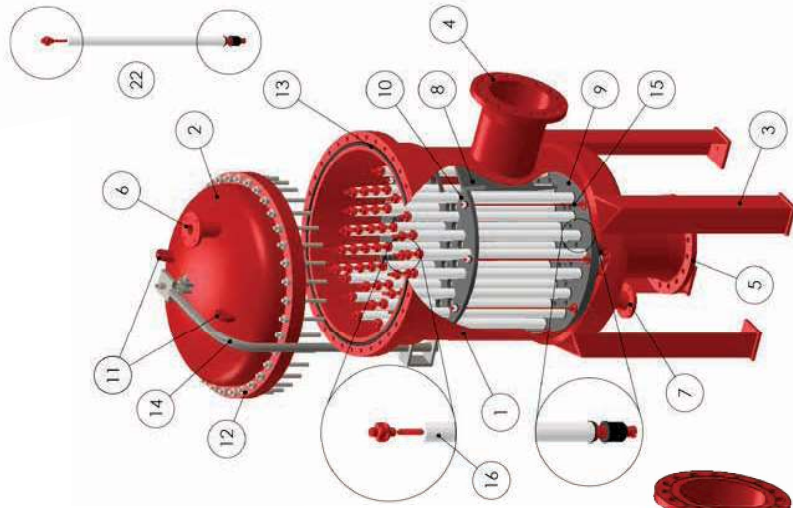
# XS-STYLE SPECIFICATIONS

## TECHNICAL DATA SHEET



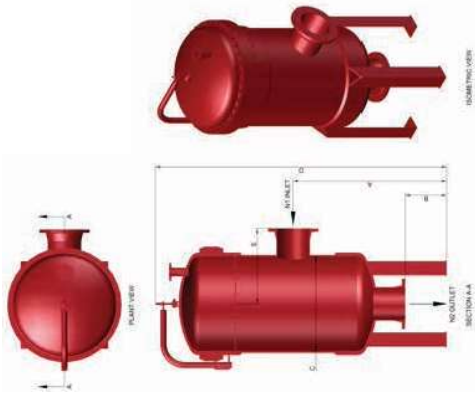
## CHARACTERISTICS

Flow rates: 245,2500 m<sup>3</sup>/h  
 N° elements: 90-335  
 Elements length: 30/40/50/70  
 Cartridge flow: Outside-inside  
 Housing layout: Vertical  
 Features: Side inlet/ bottom outlet  
 davit arm available  
 Optional: Swing bolts  
 Ideal: High flows and stand alone  
 Design pressure: 6/10 bar



1. Shell & cap / Main body: FRP
2. Closure cover plate: FRP
3. Support legs: Carbon Steel painted
4. Inlet flange: FRP
5. Outlet flange: FRP
6. Air vent: FRP
7. Clean drain: FRP
8. Deflector plate: FRP
9. Tube sheet: PVC/FRP
10. Guide plate: PVC/PP
11. Lifting lugs: FRP
12. Closure bolts: SS 316
13. Main body gaskets: EPDM
14. Hoist (lifting arm): SS 316
15. Support rod: PA + FRP
16. Cartridge element: PP
22. Internal support rod: FRP + PA

## MATERIALS



## XS-STYLE Side Inlet type Higher Flow Cartridge Filter Housing

Filter Housing model reference	Cartridges Qty x Length	Flow at 0.5m <sup>3</sup> /h per 10" <sup>3</sup>	Flow at 1.0m <sup>3</sup> /h per 10" <sup>3</sup>	Flow at 2.0m <sup>3</sup> /h per 10" <sup>3</sup>	NT / N2 (inch/mm)	A (inch/mm)	B (inch/mm)	C (inch/mm)	D (inch/mm)	E (inch/mm)
XS-PC-90-40	90 x 40	1080 / 245	1440 / 328	1800 / 403	10 / 250	72 / 1822	27 / 684	31 / 800	112 / 2848	28 / 700
XS-PC-90-50	90 x 50	1350 / 306	1800 / 410	2250 / 504	10 / 250	82 / 2076	27 / 684	31 / 800	114 / 2902	28 / 700
XS-PC-118-40	118 x 40	1416 / 321	1888 / 430	2360 / 529	10 / 250	73 / 1843	27 / 684	35 / 900	115 / 2912	30 / 750
XS-PC-118-50	118 x 50	1770 / 401	2360 / 537	2950 / 661	12 / 300	83 / 2097	31 / 799	35 / 900	121 / 3081	30 / 750
XS-PC-118-70	118 x 70	2478 / 562	3304 / 752	4130 / 925	14 / 350	103 / 2605	35 / 900	35 / 900	145 / 3690	30 / 750
XS-PC-150-40	150 x 40	1800 / 408	2400 / 546	3000 / 672	12 / 300	79 / 2003	31 / 799	39 / 1000	123 / 3126	33 / 850
XS-PC-150-50	150 x 50	2250 / 510	3000 / 683	3750 / 840	14 / 350	89 / 2257	35 / 900	39 / 1000	129 / 3281	33 / 850
XS-PC-150-70	150 x 70	3150 / 714	4200 / 956	5250 / 1176	16 / 400	109 / 2765	40 / 1008	39 / 1000	153 / 3897	33 / 850
XS-PC-180-40	180 x 40	2160 / 490	2880 / 655	3600 / 806	14 / 350	84 / 2135	35 / 900	43 / 1100	136 / 3306	35 / 900
XS-PC-180-50	180 x 50	2700 / 612	3600 / 819	4500 / 1008	14 / 350	94 / 2389	35 / 900	43 / 1100	132 / 3360	35 / 900
XS-PC-180-70	180 x 70	3780 / 857	5040 / 1147	6300 / 1411	18 / 450	114 / 2897	44 / 1111	43 / 1100	161 / 4079	35 / 900
XS-PC-215-40	215 x 40	2580 / 585	3440 / 783	4300 / 963	14 / 350	86 / 2180	35 / 900	47 / 1200	134 / 3405	37 / 950
XS-PC-215-50	215 x 50	3225 / 731	4300 / 978	5375 / 1204	16 / 400	96 / 2434	40 / 1008	47 / 1200	140 / 3567	37 / 950
XS-PC-215-70	215 x 70	4515 / 1023	6020 / 1370	7525 / 1686	18 / 450	116 / 2942	44 / 1111	47 / 1200	164 / 4178	37 / 950
XS-PC-260-40	260 x 40	3120 / 707	4160 / 946	5200 / 1165	16 / 400	91 / 2319	40 / 1008	51 / 1300	141 / 3592	41 / 1050
XS-PC-260-50	260 x 50	3900 / 884	5200 / 1183	6500 / 1456	18 / 450	101 / 2573	44 / 1111	51 / 1300	148 / 3749	41 / 1050
XS-PC-260-70	260 x 70	5460 / 1238	7280 / 1656	9100 / 2038	20 / 500	121 / 3081	48 / 1211	51 / 1300	172 / 4357	41 / 1050
XS-PC-295-40	295 x 40	3540 / 802	4720 / 1074	5900 / 1322	16 / 400	92 / 2341	40 / 1008	55 / 1400	144 / 3658	43 / 1100
XS-PC-295-50	295 x 50	4425 / 1003	5900 / 1342	7375 / 1652	18 / 500	102 / 2595	44 / 1111	55 / 1400	150 / 3815	43 / 1100
XS-PC-295-70	295 x 70	6195 / 1404	8260 / 1879	10325 / 2313	24 / 500	122 / 3103	54 / 1363	55 / 1400	180 / 4575	43 / 1100
XS-PC-335-40	335 x 40	4020 / 911	5360 / 1219	6700 / 1501	18 / 450	97 / 2465	44 / 1111	59 / 1500	151 / 3825	45 / 1150
XS-PC-335-50	335 x 50	5025 / 1139	6700 / 1524	8375 / 1876	20 / 500	107 / 2719	48 / 1211	59 / 1500	157 / 3979	45 / 1150
XS-PC-335-70	335 x 70	7035 / 1595	9380 / 2134	11725 / 2626	24 / 600	127 / 3227	55 / 1404	59 / 1500	184 / 4680	45 / 1150

